



### District Report Card: 2017


<b>State:</b> West Bengal	<b>District:</b> Paschim Medinipur
<b>Class:</b> 5	<b>Subject:</b> Language
<b>Schools:</b> 61	<b>Students:</b> 1307


### Participation/Coverage


#### Students

<b>GENDER</b> 	Boys		Girls	
	Number	%	Number	%
	630	48.20	677	51.80

<b>AREA</b> 	Rural		Urban	
	Number	%	Number	%
	1116	85.39	191	14.61

<b>CATEGORY</b> 	SC		ST		OBC		GEN	
	Number	%	Number	%	Number	%	Number	%
	288	22.04	189	14.46	222	16.99	608	46.52

<b>CWSN</b> 	LD	VI	HI	S&LD	ID	Oth
	1	0	0	0	1	25

<b>Management</b> 	Government		Government-aided	
	Number	%	Number	%
	598	45.75	709	54.25

### Average Performance of Students in Language (%)

Overall	Gender		Area		Management		Social Group			
	Male	Female	Rural	Urban	Govt.	Aided	SC	ST	OBC	GEN
61.33	62.62	60.13	62.23	56.09	59.43	62.93	56.48	51.71	61.41	66.59

## Performance on Learning Outcomes (LOs)

Learning Outcomes	Description	Average Performance(%)
L504	Reads and comprehends independently storybooks, news items/ headlines, advertisements etc.	54.08
L508	Reads text with comprehension, locates details and sequence of events	64.96

Range of Performance of Students who Answered Correctly							
Below 30%		30% - 50%		50% - 75%		Above 75%	
Number	%	Number	%	Number	%	Number	%
146	11.17	260	19.89	509	38.94	392	29.99

## Lowest Performing Learning Outcomes (LOs)

- 1 - Reads and comprehends independently storybooks, news items/ headlines, advertisements etc. (54.08)
- 2 - Reads text with comprehension, locates details and sequence of events (64.96)